

LESSON ONE

PATIENCE &

FAITHFULNESS

Memory Verse:

Proverbs 3:5-6

*Trust in the LORD with all your heart,
and do not lean on your own understanding.*

*In all your ways acknowledge him,
and he will make straight your path.*

Bible Story:

Jesus Follows God

(Matthew 3:13-17; John 1:1-14)

Songs:

Be Strong and Faithful

Give Your Heart to God

Patience and Faithfulness

Trust and Obey

My Heart is Fixed in Jesus

My Heart is Fixed in Jesus

My Heart is Fixed in Jesus

My Heart is Fixed in Jesus

My Heart is Fixed in Jesus

My Heart is Fixed in Jesus

My Heart is Fixed in Jesus

My Heart is Fixed in Jesus

My Heart is Fixed in Jesus

Fruit Full Materials:


- Student Books
- Visual Aids

Theme Verse Poster
Lesson One Memory Verse Poster
Fruit Letter Tiles; Fruit (Pear and Banana)
Fruit Definitions
Lesson One Scripture reproducible
Memory Verse Cards
Who Am I? reproducible

Additional Materials:

- Bibles
- Midway Messenger Bag
- envelopes
- scissors
- masking or washi tape
- blindfolds
- pens or Plum Perfect Pencils

THE FRUIT OF THE SPIRIT



- Welcome students, and introduce the theme, **Fruit Full**.
- Introduce the Theme Verse, and discuss what it means to be **Fruit Full**.
- Discuss the first two fruit of the Spirit, *Patience* and *Faithfulness*.

A. Welcome the students to the Fair. Introduce yourself and any co-teachers as Midway Mentors. Have students introduce themselves and recognize any visitors. Ask students to name their favorite fruit.

B. Introduce the VBS theme. ASK:

- **Have any of you been to a State or County Fair?**
- **What are your favorite things to see or do at the Fair?**
- **Have you visited any exhibits at the Fair?** (displays of the best of livestock, fruits and vegetables, crafts, baked goods and jams, in hopes of winning a prize)

Farmers and artists spend a lot of time and effort raising prize-worthy livestock, crafting beautiful works of art, or growing vegetables or fruit which might win "Best in Show" at the Fair. They bring only the best of their best and put them on display for all to see at the Fair.



C. Introduce the VBS theme verse. Before class, put the *Theme Verse Poster* on the wall. **God wants us to display our best as well. Rather than trying to win a blue ribbon, He wants our lives. He wants us to be so full of spiritual bounty spills over into the lives of those around us. The fruit God wants us to produce are not peaches, or berries.** Direct your students' attention to the poster, and introduce the theme verse.

God's Spirit helps us to live our lives. Jesus set the example for us when we follow Him. Jesus, our lives will blossom when we try to be like Jesus, the more our faithfulness and patience will grow. The more **Fruit Full** we grow, the more we can share the fruit of the Spirit with those around us. We will receive God's love to the world, and we will win more than a blue ribbon.

D. Before class begins, place the *Fruit of the Spirit* on your display. See page 35 for full instructions. Before class begins, place the two pieces of fruit for Lesson One, Patience (pear) and Faithfulness (banana) on your display. Bring a Midway Messenger Bag to class with you. Place the letter tiles for Lesson One (Patience; Faithfulness) in the Messenger Bag. Jumble them up.

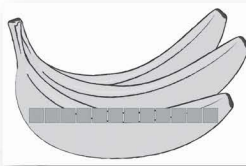
Let's discover which two fruit we will be learning about today. Upend the Messenger Bag, and pour the letter tiles onto the table. **Unfortunately, it looks as though our fruit has become a bit jumbled.** Using the words on the posters as guides, have the students work together to rearrange the tiles to spell the two fruit of the Spirit for Lesson One. When they are done, they can use reusable adhesive to attach the letters to the proper blanks on the posters. If students are having a hard time, they can point out the first letter of each word. Remember, the words are all listed on the *Theme Verse Poster*.

E. Before class, cut apart the *Definitions* poster and place the cards in an envelope. You will use them in the next lesson. Have students find the trading card (see *Fairground Trading Card Book*) and fill out the names of the fruit of the Spirit on the trading card. **Now what patience is, even if it means to wait on it. But can you put it into words?** Lay out all the *Fruit Definitions* cards out on the table. Have students work together to pick out the definition and the three synonyms that describe *patience* and *faithfulness*. When they are done, they can use reusable adhesive to attach the cards onto or next to the *Fruit* posters. Have them write in the definitions of each fruit of the Spirit on their trading card.




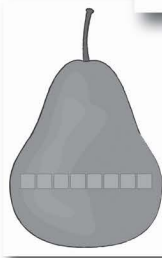
Faithfulness

- Merriam-Webster definition: steadfast in holding to promises or in observance of duty
- Synonyms: loyal, conscientious, dedicated, devoted



These characteristics share some similarities. If we are faithful to God, we will wait patiently on His timing and His will, and to stay dedicated to serving Him, no matter what hardships we face.


Have you seen these two fruit being lived out? Have you shown patience to someone else or has someone shown patience to you? Do you know someone who was faithful though others were against them? Was there a time you wished you had been patient? What Bible story comes to mind when you think about faithfulness? Write or draw examples of patience and faithfulness below the definitions. (Allow students time to discuss their thoughts about these two fruit. Some Bible characters to mention could be Job, Abraham, Joseph, or Paul.)



2

JESUS FOLLOWS GOD'S WILL

- Explore how Jesus followed God's will in difficult situations.
- Examine how Jesus showed *Faithfulness* and *Patience*.



A. During this VBS, we will be looking at examples of how Jesus led a Spirit-filled life. He showed us in what He said and what He did that His life was full of spiritual fruit. This lesson will explore Jesus' faithfulness as He followed God's will and His patience as He followed God's timing. Make a copy of the *Scripture* reproducible from the Visual Aid Package for each student. Text is taken from Matthew 3:13—4:11; John 2:1-11.

B. Review the Bible story by asking the following questions:

- **What did John tell Jesus when Jesus went to John to be baptized?** "I need to be baptized by you, and do you come to me?"
- **Why do you think John said this?** He knew that Jesus had no need to be baptized, because He was sinless.
- **How did Jesus reply?** "Let it be so now, for thus it is fitting for us to fulfill all righteousness."
- **What do you think that means?** Jesus knew it was part of God's plan for Him to be baptized. He didn't need to be baptized, but He did so to set an example for us. He was being faithful to follow God's will.
- **What happened as Jesus rose from the water?** The heavens opened, the Spirit of God descended, and came to rest on Jesus. God said, "This is my Son, with whom I am well pleased."
- **What happened after Jesus received the Spirit?** The Spirit led Jesus into the wilderness to be tempted.
- **Why do you believe Jesus would do this?** This is a discussion. In an attempt to be stronger and more of a person stronger (even stronger than the Spirit) person into difficult situations (See Matthew 1:7-9).
- **How did Jesus answer each temptation and how does this apply to us?** Jesus used Scripture to answer each of Satan's temptations. By knowing the Scriptures, Jesus was able to resist temptation. We follow God's will by knowing His Word.
- **Not long after His baptism, Jesus was invited to a wedding. What happened while He was there?** They ran out of wine, which would have been terribly embarrassing and upsetting for the family hosting the wedding.
- **What did Jesus' mother say to Jesus? Why do you think she said this?** "They have no wine." She knew Jesus could perform a miracle and help them.
- **How did Jesus reply?** "My hour has not yet come." He was respectful to His mother, but He also knew that it was not God's will that He perform a public miracle at this time. He was patiently waiting on God's timing.

• **How did Jesus respond?** He performed the miracle, but He did so privately, discreetly, and in faithfulness to both His heavenly Father and His earthly mother. Sometimes, it can be hard to follow God's will and trust in His authority over us in our daily lives.

BEHIND THE SCENES...

John the Baptist and Jesus were baptized in the Jordan River. In the Bible, John the Baptist, John's brother, was also baptized. It is said that John the Baptist was the first to hear the sound of your feet. When John the Baptist was born, the Holy Spirit came from my womb leaped out to meet him." (Luke 1:15)


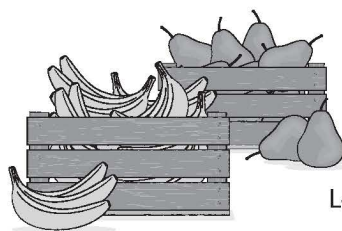
The Jordan River was possibly an area located directly east of Jerusalem near the Dead Sea. This hilly, desolate area was like a desert in which John the Baptist preached.

Jesus' 40-day fast was an unusually long period. He was not the only one to fast for this length of time. Moses and Elijah are mentioned in the Bible as fasting for forty days.

Spring water was usually safe to drink, but other sources of water could have contamination leading to disease. It was safer to drink water mixed with wine to reduce the chances of getting sick.

Stone jars of this type were usually used to hold water that was used in Jewish rites of purification.

The wedding was not long after Jesus called Philip and Nathanael, two of His disciples, to follow Him. Cana was Nathanael's hometown (John 21:2).



LIVING A FRUIT FULL LIFE

- Explore how we should live if we are filled with *Patience* and *Faithfulness*.
- Discover how we can follow Jesus' example.

A. Before class, put the *Memory Verse Poster* for Lesson One on the wall. Direct your students' attention to the poster, and introduce the memory verse for Lesson One. "Trust in the Lord with all your heart, and do not lean on your own understanding. In all your ways acknowledge him, and he will make straight your paths" (Proverbs 3:5-6). **This world can be confusing. Things happen that we can't understand. But God understands, and He has plans for us. We can trust that He knows what is best for us and when we are faithful to follow Him, He can make our paths straight.**

B. Have students turn to page 1 in their *Fairground Guide* to the section titled, "Fruit Full." They will find three partial statements that they will complete as you instruct them. Once completed, these statements will show what living a **Fruit Full** life, a life filled with patience and faithfulness, should look like. As a class, look up and read aloud each verse, then discuss the verses.

When we are patient and faithful, we will...

• Follow God's plan.

Jeremiah 29:11; Romans 8:28; Ephesians 2:10

Jesus followed God's plan and was baptized by John the Baptist the next day. He was sinless. Jesus followed the Spirit's leading Him into the wilderness where He was tempted. Jesus followed God's timing and waited for the proper time to perform miracles publicly. Jesus was faithful to follow God's plans because He trusted God and knew God's plans were best. We can trust God's plans for us because when we are faithful to follow Him, He will make our paths straight.

• Trust in God's wisdom.

Psalms 119:105; Proverbs 9:10; James 1:5

So how did Jesus know what God's plan was? We know because He followed the Spirit's leading. We also know Jesus knew God's Word. When He was tempted, Jesus responded with the Scriptures. He was faithful to God's Word. Deuteronomy when He said, "Man shall not live by bread alone, but by every word that comes from the mouth of the Lord." We can trust God's wisdom if we only ask for it, and the best way to gain wisdom is knowledge of God and His Word. God's Word is our light and our path.

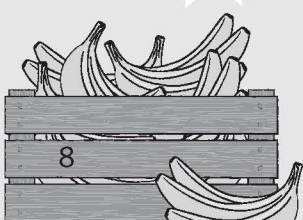


• Wait on God's timing.

Isaiah 40:31; 2 Peter 3:9; Acts 1:6-9

When Jesus was baptized, He was anointed to the Holy Spirit. This is my beloved Son, with whom I am well pleased. It is my will to begin His ministry, right? Wrong. Jesus knew the Spirit's leading wasn't right. The Spirit immediately led Jesus into the wilderness. The wedding would be a perfect place to wow the crowd with a miracle, right? Wrong. Jesus knew it was not God's timing. "My hour has not yet come." Jesus was faithful to follow God's plan and patiently waited on God's timing. It can be hard to be patient, but God's timing is always perfect.


C. On page 1 of your *Fairground Guide*, you will find the inside of the *Fruit Full Trading Card*. **This is a chance for you to reflect on your own Fruit Full-ness. Write or draw your ideas about how well you are producing the fruit of the Spirit on that card. How could you do better?**

When students are finished writing down their thoughts, they can cut out each *Fruit Full Trading Card*, fold them so that the definition and Memory Verse are on the outside, and use a paper clip to keep their Trading Cards closed. You may want to give students an envelope to keep their Trading Cards in until the end of VBS. They could tape or glue the envelope to the inside front cover of their *Fairground Guide*.





MIDWAY MANIA



- Reinforce the lesson.
- Create a hands-on learning experience that will solidify the lesson in the student's minds.
- Have fun!

MAKING THE PATH STRAIGHT


Materials needed: Visual Aids marked Lesson One—Memory Verse Cards;
Fruit Full Trading Cards

- scissors
- masking or washi tape
- blindfolds


Before class begins, remove the *Memory Verse Cards* from the Visual Aids. Cut apart the *Memory Verse Cards*. Clear a large open area to play. Lay a long strip of tape at one end of the playing area and a strip at the other end of the playing area for starting and finish lines. Scatter the *Memory Verse Cards* across the playing area, face up.


Ask for two volunteers. One student should be the starting line and put on a blindfold. The other student should be the finish line. Upon the word "Go," the sighted student should use the *Memory Verse Cards* to guide the blindfolded student around the playing area. The blindfolded student will be picking one *Memory Verse Card* at a time and laying it in the correct order in a straight path from Start to Finish. The sighted student will use their *Fruit Full Trading Card* as a memory aid until each student has had an opportunity to play both roles.

Upon conclusion, ASK: **How important is it to trust your partner? How important is it for the blindfolded student to be faithful to what he was being told? How important was it for the sighted student to be faithful in guiding the blindfolded student? What part did patience play in your success? How much responsibility do you have to the faithfulness and patience we must have in order to follow God to guide us?** Allow students time to discuss their own observations.




TIP
You can make a blindfold by securing a hand towel with Velcro® or simply using a sleeping mask.







WHO AM I?

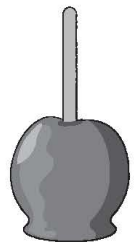
**Materials needed: Visual Aid marked Lesson One—Who Am I? reproducible
scissors
pens or Plum Perfect Pencils**



Before class, make several copies of the *Who Am I?* reproducible, and cut them apart. Give each student a *Who Am I?* card. Instruct students to write their names on the card and then write three defining characteristics. It is best if these characteristics are not physical such as *taller* or *handsome*. Instead, students should try to think of characteristics which define their personality such as *funny*, *athletic*, *thoughtful*, or *smart* are all good words to use. Instruct the students to give one else to see their cards. After they are finished, take up the cards, and shuffle them. Give each student a card and read the three defining words. The object of the game is to see how many students can guess the name of the cardholder. Continue until all the cards have been read. Upon conclusion, read Galatians 5:22-23: **the fruit of the Spirit is love, joy, peace, patience, kindness, goodness, faithfulness, gentleness, and self-control; against such things there is no law." This passage lists nine words which are characteristics of Jesus. We should strive to become people who define these words.**



FAIRGROUND GUIDES



Allow the students to complete the activities from Lesson One in their Student Books.